



## FIELD TILE



Champagne



Pearlstone



Windswept



Mosaic (Windswept shown)



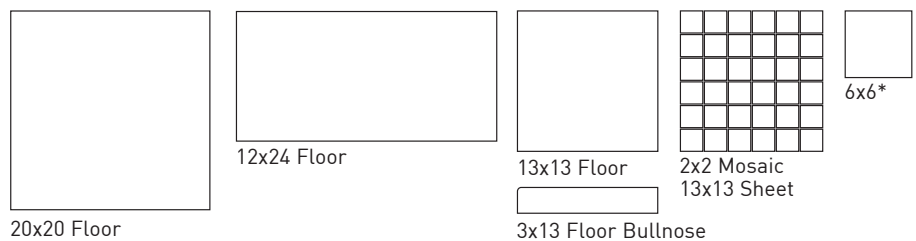
Shown: Pearl 20x20

## SPECIFICATIONS SIZES

Application	Floor & Backsplash
Visual	Vintage Marbleized Honed Stone
Type	H.D.I.T. Porcelain
Slip Resistant	No
PEI Rating	4
Frost Resistant	Yes
Shade Variation	Moderate/High



V3



\*Square edge, cut-to-size.  
Note: Manufacturer does not recommend installing large format rectangular tile using a 50% staggered brick/running bond grout joint pattern. Joint locations can be random and should be positioned to be no less than 30% the length of the adjacent tile. Alternating joints so they are <30%, a straight-lay or herring bone patterns are acceptable and with grout joint sizes of 1/4" to 3/16" but no less than 1/8".